

NON-CATALOGUED PART ENQUIRY FORM

LEAF SPRING EYE & SHACKLE BUSHINGS

Contact Name.			
Company Name.			
Date.		Contact Phone #.	
Make.		Model.	
Build Date.		Engine.	
Drive Type. (Circle)	2WD / 4WD	Vehicle Position.	Front or Rear
Chassis No.			
OEM Part No.	<i>(if known)</i>		


BEFORE MEASURING

1. Ensure the OEM bushes, debris and oxidation are removed from eyes when measuring
2. All measurements to be supplied in millimeters (mm)
3. Supply as many relevant measurements as possible
4. Do not supply measurements from rubber bushings (rubber is designed as compression fit)

Note: We will supply bushings based off your measurements, so please be accurate as polyurethane does not compress the same as rubber on fitment.

We do not issue refunds where incorrect measurements have been supplied.

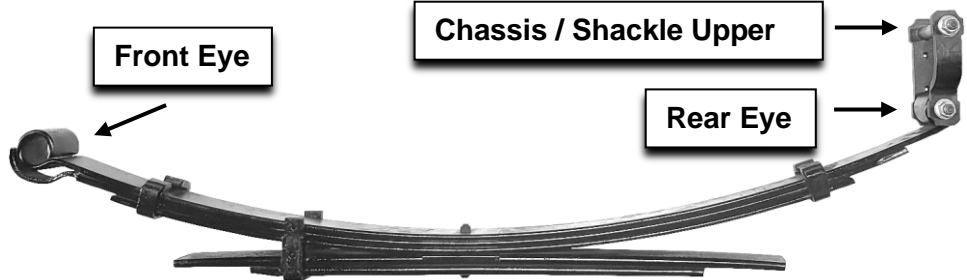

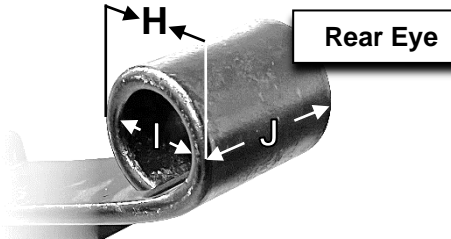
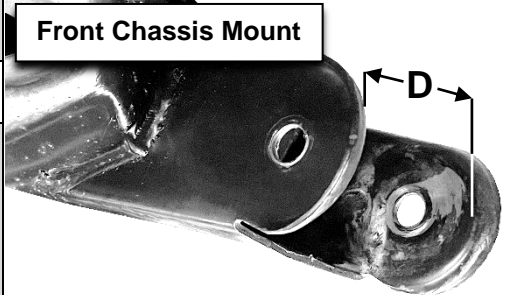
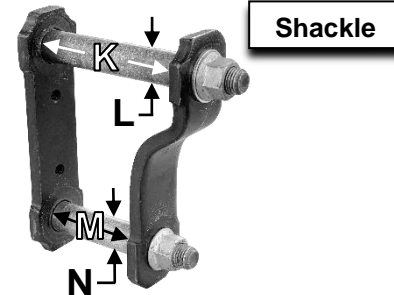
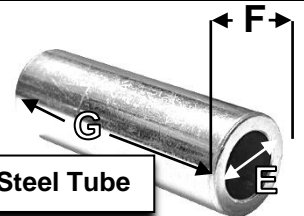





EXAMPLE LEAF SPRING ASSEMBLY NAMING CONVENTIONS



(07) 3205 1252

www.polytuff.com.au
sales@polytuff.com.au



FRONT OF ASSEMBLY FRONT OF VEHICLE ←				REAR OF ASSEMBLY REAR OF VEHICLE →	
FRONT EYE				REAR EYE	
A	Inner diameter = mm			H	Outer Diameter = mm
B	Outer diameter = mm			I	Inner diameter = mm
C	Spring Width = mm			J	Spring Width = mm
Please supply as many relevant measurements as possible, this speeds up the process and allows the team to find the correct fit.				Shackles vary from the one pictured between OEMs, you do not need to provide measurements for M and N if they are the same as K and L .	
D	Mount Inside Width = mm			K	Inside Width = mm
E	Tube Inner dia = mm			L	Pin Outer Diameter = mm
F	Tube Outer dia = mm			M	Inside Width = mm
G	Tube Length = mm			N	Pin Outer Diameter = mm
Mount Bolt OD =	mm			O	Tube Inner dia = mm
<p>Note: Inner tubes may be permanently bonded to OEM rubber bushings, and in some applications no replacement inner tubes are required.</p>		<p>(07) 3205 1252 www.polytuff.com.au sales@polytuff.com.au</p> 		Mount Bolt OD =	mm
				R	Outer diameter = mm
				S	Inner diameter = mm
				T	Housing Outside Width = mm
				Tube (if present)	OD= ID= L=